




PRECISION RESISTORS



WAK // Size 1206

PRELIMINARY VERSION



Features

- Constant current up to 90 A (0.5 mOhm)
- 4 W power rating up to 145 °C
- Two terminal configuration
- Excellent long-term stability
- High application temperature range -65 to +175 °C
- RoHS 2011/65/EU compliant
- Max. solder temperature up to 350 °C / 30 sec
- AEC-Q200 qualification in process



Applications

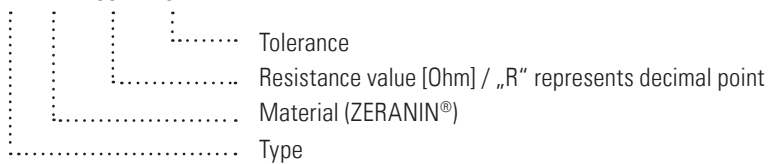
- Current sensor for power hybrid applications
- High current applications for the automotive market
- Frequency converters
- Power modules

Technical data

	mOhm	1	0.5
Resistance values			
Material		ZERANIN®	
Tolerance	%	1 / 5	
Temperature coefficient (20-60 °C)	ppm/K	<100	<130
Applicable temperature range	°C	-65 to +175	
Power rating P_{145 °C}	W	2	4
Power rating P_{70 °C}	W	6	6
Internal heat resistance (R _{thi})	K/W	12	6
Inductance	nH	<0.5	
Stability (at rated power) deviation after 2000h, T _K = Terminal temperature		<0.5% (T _K =110 °C) <1.0% (T _K =145 °C)	

Ordering code

WAK - Z - R001 - 1.0



Information

WAK-Z-R0005-1.0	C-samples available Q2/2021
WAK-Z-R001-1.0	C-samples available Q4/2020



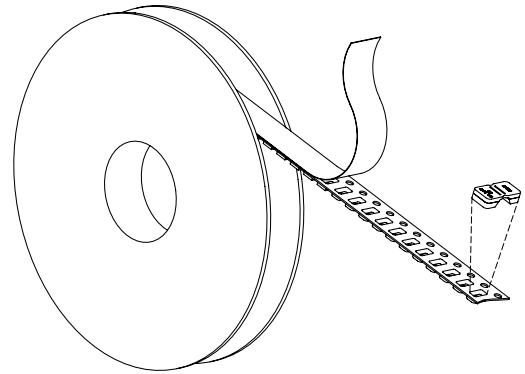
WAK // Size 1206

Recommended solder profile

Reflow- and IR-soldering

Temperature	°C	260	255	217
Time	sec	peak	40	90

Note: we recommend to use 10% less solder paste during screen process, for optimal flow during the soldering process.

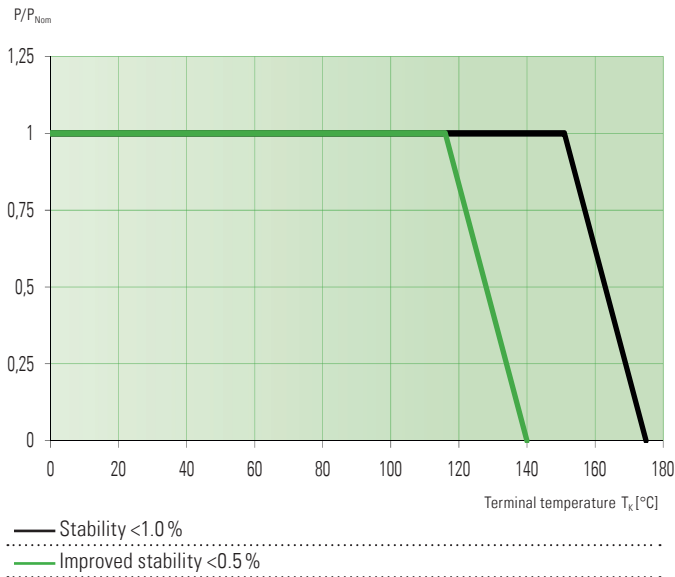


Tape and reel information

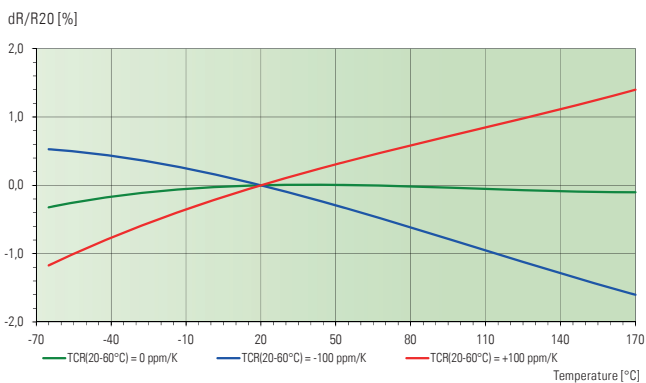
Specification	DIN EN 60286-3		
Tape width	mm	12	
Parts per reel	pcs	12500	

Note: parts are not marked

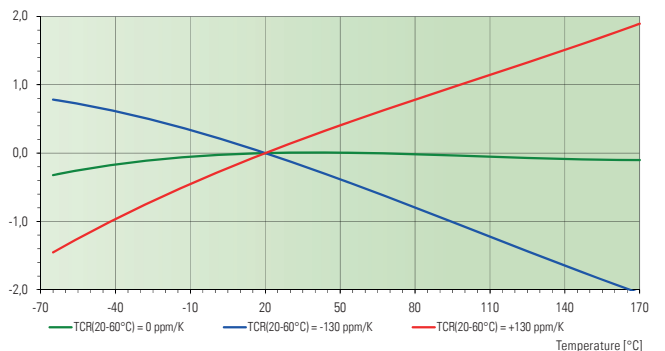
Power derating curve



Temperature dependence of the electrical resistance of ZERANIN® for WAK-Z-R001



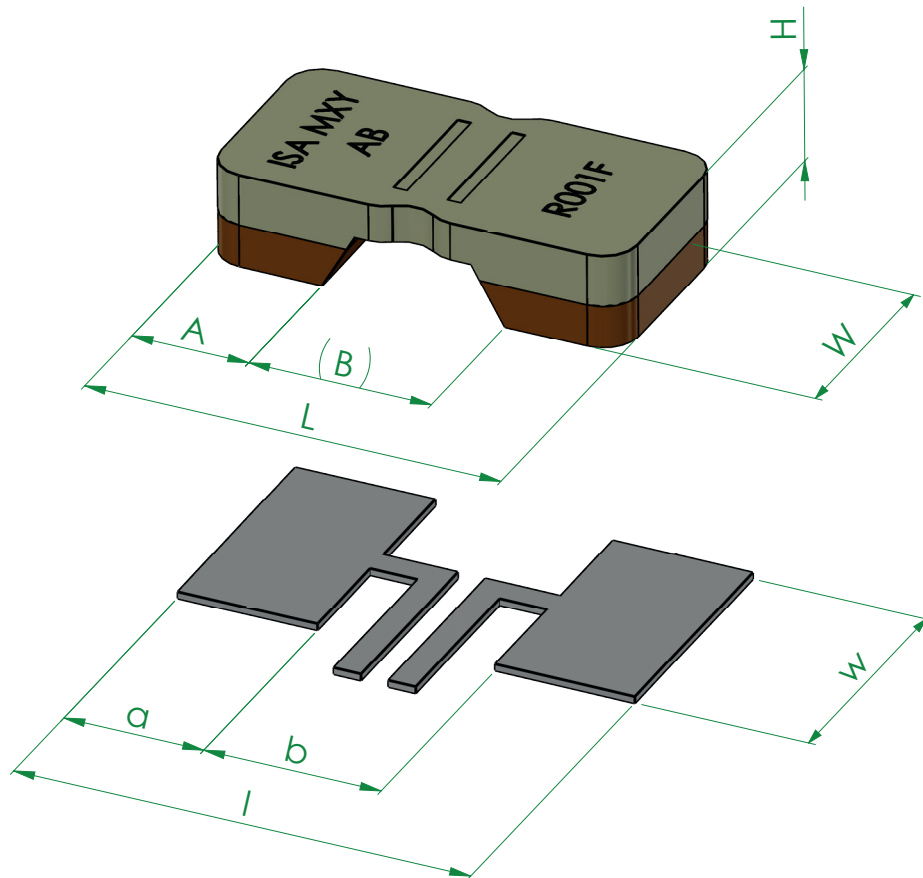
Temperature dependence of the electrical resistance of ZERANIN® for WAK-Z-R0005





WAK // Size 1206

Mechanical dimensions and pcb-layout proposal (Reflow-soldering) [mm] // Z-YM-358c



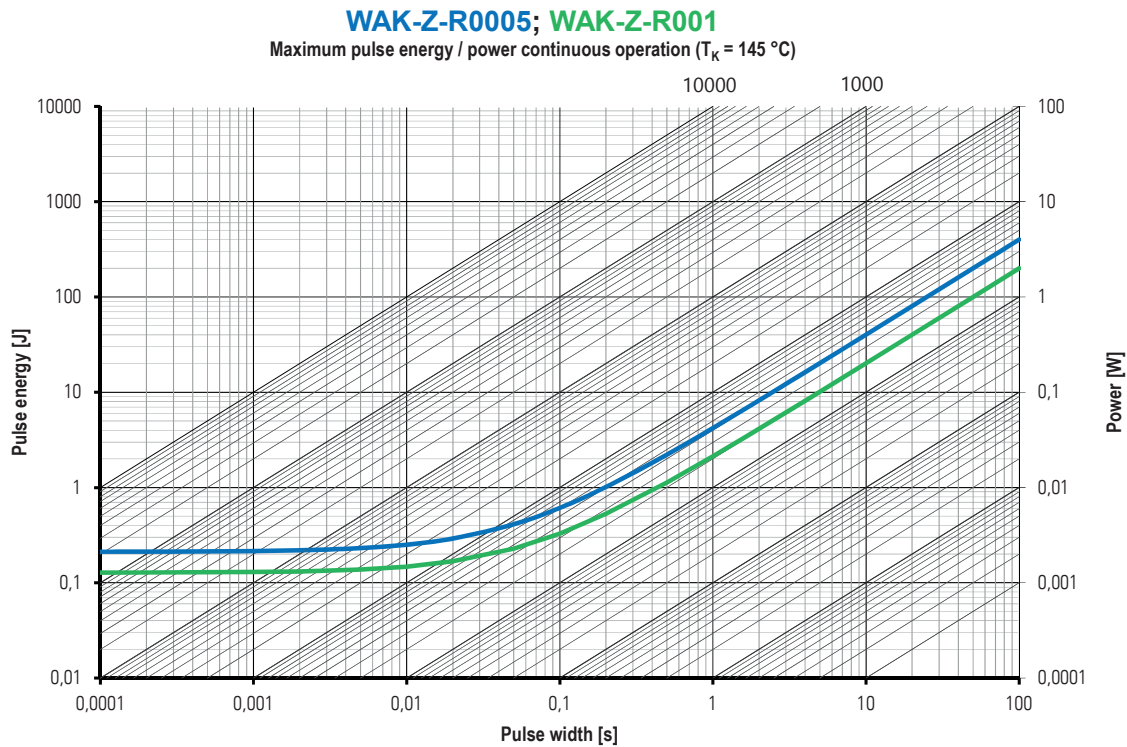
type:	L	W	H	A	B
WAK-Z-R0005-1.0	3.05 ±0.2	1.52 ±0.2	0.833 +0.2/-0.1	0.97 ±0.2	1.10 ±0.2
WAK-Z-R001-1.0	3.05 ±0.2	1.52 ±0.2	0.7 +0.2/-0.1	0.86 ±0.2	1.34 ±0.2

solder pad type:	l	w	a	b
WAK	3.35	1.82	1.025	1.3



WAK // Size 1206

Maximum pulse energy respectively pulse power for permanent operation



Specification

Parameters	Test conditions	Specified values
Temperature Cycling	2000 cycles (-55 °C to +150 °C)	±1.0 %
Low Temperature Storage and Operation	-65 °C for 250 h	±0.1 %
Resistance to Soldering Heat	260 °C for 10 sec / 8h steam aging	n.a.
Moisture Resistance	MIL-STD-202 method 106	±0.2 %
Mechanical Shock	100 g, 6 ms half sine	±0.2 %
Vibration, High Frequency	10 g, 10-2000 Hz	±0.2 %
Operational Life	2000 h, T_K max at rated power	±1.0 %, $T_K = 140\text{ °C}$
High Temperature Exposure	2000 h / 175 °C	±1.0 %
Bias Humidity	+85 °C, 85 r.F., 1000 h	±0.5 %

Disclaimer // All products, product specifications and data are subject to change without notice.

The product specifications do not expand or otherwise modify Isabellenhütte's terms and conditions of sale, including but not limited to, the warranty expressed therein. Isabellenhütte makes no warranty, representation or guarantee other than as set forth in its terms and conditions of sale. Information provided in datasheets and/or specifications may vary from actual results in different applications. Any statements made by Isabellenhütte regarding the suitability of products for certain types of applications are based on its knowledge of typical requirements that are often placed on its products. It is the customer's responsibility to validate that a particular product with the properties described in the product specification is suitable for use in the application intended.

No license, express or implied, or otherwise, to any intellectual property rights is granted by this document.

Any and all liability arising out of the application or use of any product shall be as set forth in Isabellenhütte's terms and conditions of sale.

