


MGXS1R5

MGX S 1R5 24 05 -□

① ② ③ ④ ⑤ ⑥



- ① Series name
- ② Single output
- ③ Output wattage
- ④ Input voltage
- ⑤ Output voltage
- ⑥ Optional
- Y2: Output voltage adjustable (+10%, -5%)

MODEL	MGXS1R5243R3	MGXS1R52405	MGXS1R52412	MGXS1R52415
MAX OUTPUT WATTAGE[W]	1.32	1.50	1.56	1.50
DC OUTPUT	VOLTAGE[V]	3.3	5	12
	CURRENT[A]	0.4	0.3	0.13

SPECIFICATIONS

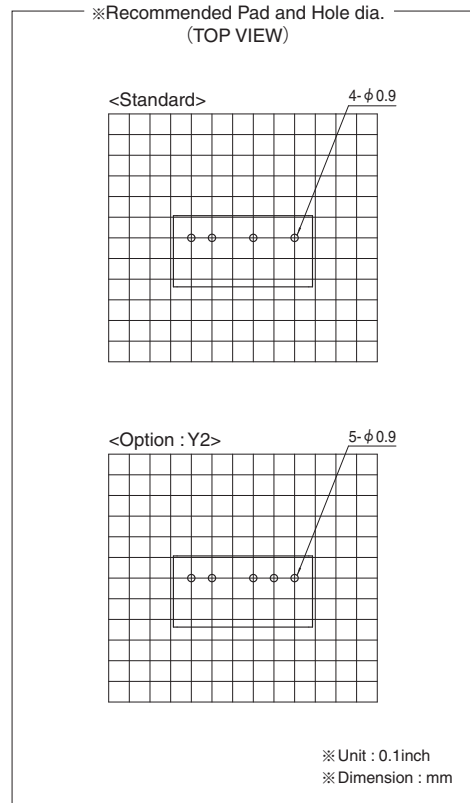
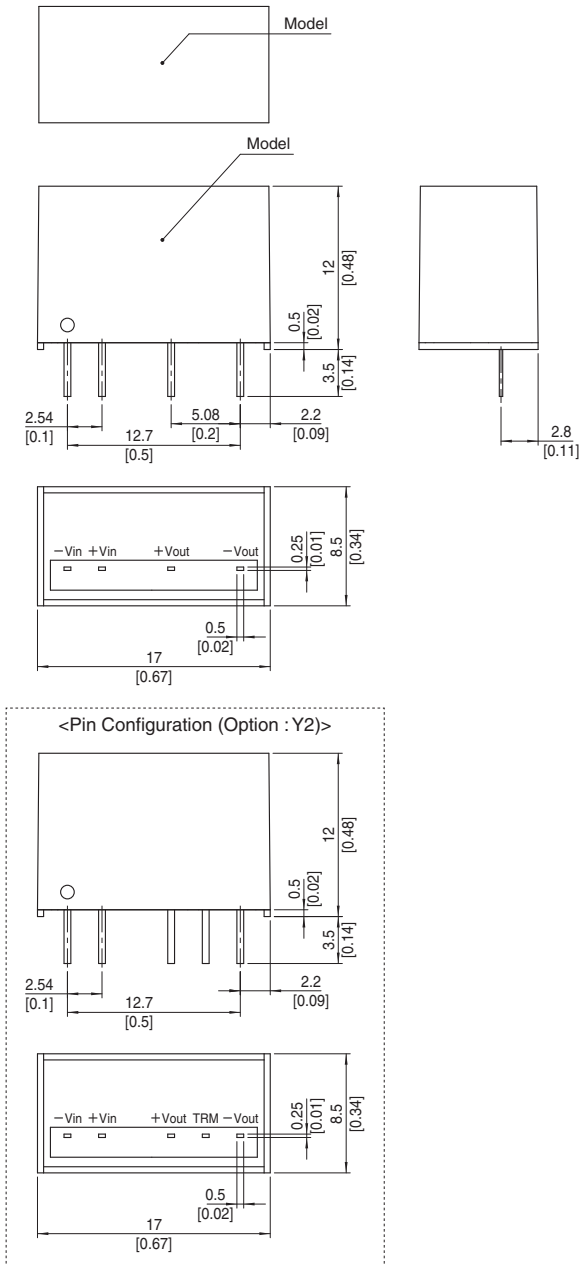
	MODEL	MGXS1R5243R3	MGXS1R52405	MGXS1R52412	MGXS1R52415	
INPUT	VOLTAGE[V]	DC6 - 60 (Surge voltage 76V, 100ms max) (Refer to the instruction manual for input voltage derating.)				
	CURRENT[A]	*1 0.072typ	0.080typ	0.080typ	0.077typ	
	EFFICIENCY[%]	*1 77typ	79typ	82typ	82typ	
OUTPUT	VOLTAGE[V]	3.3	5	12	15	
	CURRENT[A]	0.4	0.3	0.13	0.1	
	LINE REGULATION[mV]	20max	20max	48max	60max	
	LOAD REGULATION[mV]	20max	20max	48max	60max	
	RIPPLE[mVp-p]	*2 120max	120max	150max	150max	
	RIPPLE NOISE[mVp-p]	*2 200max	200max	200max	200max	
	TEMPERATURE REGULATION[mV]	-20 to +85°C	50max	50max	150max	180max
		-40 to +85°C	80max	80max	240max	290max
	DRIFT[mV]	*3 20max	20max	48max	60max	
	START-UP TIME[ms]	30max				
OUTPUT VOLTAGE SETTING[V]	3.21 - 3.42	4.90 - 5.21	11.64 - 12.36	14.55 - 15.45		
PROTECTION CIRCUIT	OVERCURRENT PROTECTION	Works over 105% of rating and recovers automatically				

GENERAL SPECIFICATIONS

ISOLATION	INPUT-OUTPUT	DC1,500V or AC1,000V 1minute, Cutoff current=10mA, DC500V 1,000MΩ min (20±15°C)
ENVIRONMENT	OPERATING TEMP., HUMID. AND ALTITUDE	-40 to +85°C, 20 to 95%RH (Non condensing) (Required derating), 5,000m (16,400feet) max
	STORAGE TEMP., HUMID. AND ALTITUDE	-40 to +100°C, 20 to 95%RH (Non condensing), 9,000m (30,000feet) max
	VIBRATION	10 - 55Hz 98.0m/s ² (10G), 3minute period, 60minutes each along X, Y and Z axis
	IMPACT	490.3m/s ² (50G) 11ms, once each along X, Y and Z axis
SAFETY	AGENCY APPROVALS	UL60950-1, C-UL, EN60950-1
OTHERS	CASE SIZE/WEIGHT	17.0×12.0×8.5mm [0.67×0.48×0.34 inches] (W×H×D) / 4g max
	COOLING METHOD	Convection/Forced air

- *1 Rated input 24V DC I_o=100%
- *2 Ripple and ripple noise is measured by using test board with ceramic capacitor 1μF at 50mm from output pins.
- *3 Drift is the DC output accuracy for eight hours period after a half-hour warm-up at 25°C.
- * Parallel operation with other model is not possible.
- * MGXW1R52412/MGXW1R52415 is available as single output, +24V/+30V

External view



- ※ Tolerance ± 0.5 [± 0.02]
- ※ Dimensions in mm, []= inches
- ※ Pin terminal material : Copper
- ※ Plating treatment of terminal : Lead free plating
- ※ Case material : PBT
- ※ Weight 4g max