

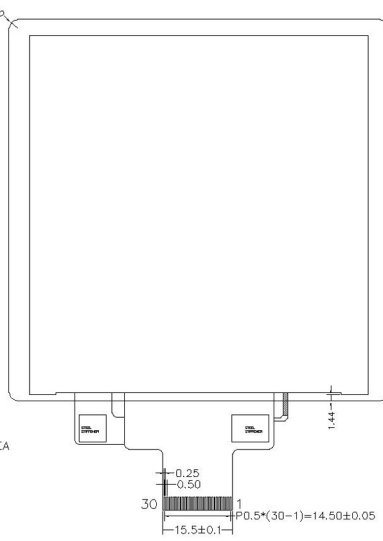

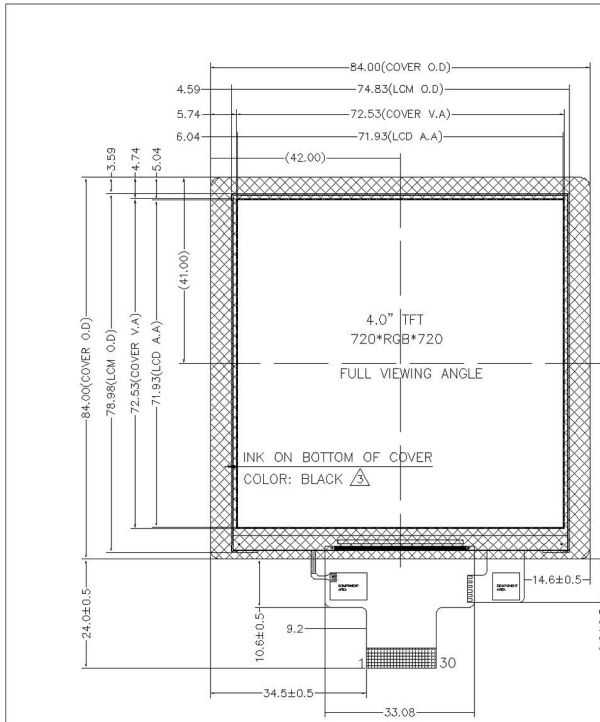


New Products Introduction

Oct.25th, 2018

● TFT, 4.0inch IPS TFT, Full Viewing Angle.

P/N	MI0400KT-1CP	Size (inch)	4.00
Resolution	720xRGBx720	Viewing Direction	Full viewing angle
A.A. (mm)	71.93x71.93	Outline Size (mm)	84.00x84.00x2.56
Contrast (Cr)	900	Brightness (nits)	300
Operating Temp.	-20°C~70°C	Storage Temp.	-30°C~80°C
Interface	4-lane MIPI	Touch Panel	With CTP



PIN	ASSIGNMENT
1	SYMBLE
2	LEDA
3	LEDK1
4	VCI
5	IOVCC
6	RESET
7	TE
8	PWM
9	GND
10	D0P
11	D0N
12	GND
13	D1P
14	D1N
15	GND
16	CLKP
17	CLKN
18	GND
19	D2P
20	D2N
21	GND
22	D3P
23	D3N
24	GND
25	TP_JNT
26	TP_SDA
27	TP_SCL
28	TP_RESET
29	TP_VCI
30	TP_IOVCC

NOTES FOR TFT:


1. DISPLAY TYPE: TFT / TRANSMISSIVE/NORMALLY BLACK.
2. OPERATING VOLTAGE: VCI=3.3V.
3. VIEWING DIRECTION: FULL VIEWING ANGLE.
4. DRIVER IC: YY1821.
5. OPERATING TEMP.: -20~-70°.
6. STORAGE TEMP.: -30~80°.
7. BACKLIGHT: 8-CHIP WHITE LED, IF=40mA, VF=12.8V±0.8V.
8. SURFACE LUMINANCE: 300CD/M²(TYP.).
9. GENERAL TOLERANCE: ±0.2mm.
10. ROHS COMPLIANT.

NOTES FOR CTP:

1. 4.0INCH PROJECTIVE CAPACITIVE TOUCH PANEL.
2. GLASS + FILM + FPCA.
3. OPERATING VOLTAGE: TP_VCI=2.8V~3.3V.
4. DRIVER IC: FT6336U.

OTHERS:

1. GENERAL TOLERANCE: ±0.2mm.
2. ROHS COMPLIANT.



BACKLIGHT CIRCUIT DIAGRAM

MULTI-INNO TECHNOLOGY CO.,LTD.			
DRAWN BY:	RITA	20180824	SCALE : 1/1
CHECKED BY:			UNIT: mm
APPROVED BY:			DESCRIPTION:
VERSION NO:	03		TFT & CTP MODULE

03	CORRECT THE COLOR OF COVER FROM WHITE TO BLACK.	RITA	2018.10.25
02	CORRECT PINS DEFINITION	RITA	2018.10.25
01	INITIAL ISSUE	RITA	2018.09.26
VER.	REVISED DESCRIPTION	REVISER	DATE