

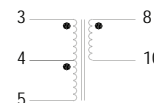
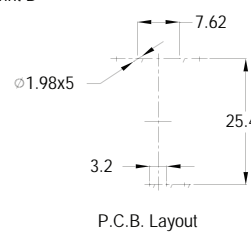
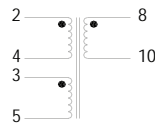
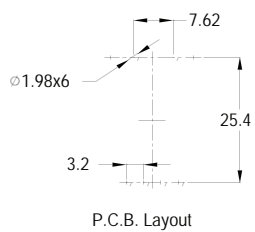
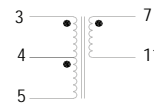
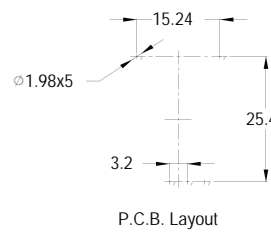
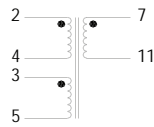
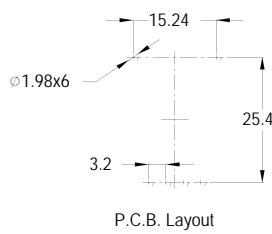
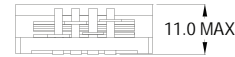
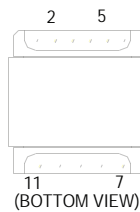
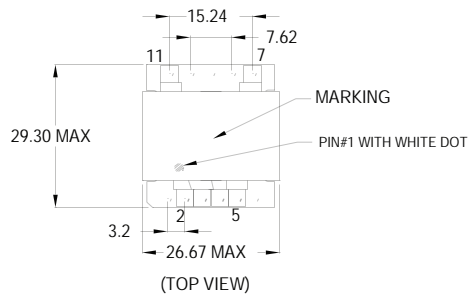
ETP-SERI2518 SERIES



Planar Transformers



- Designed for forward converter, half/full bridge, active clamp
- Power Range : 150W to 250W
- Switching frequency : 200kHz to 700kHz optimized



UNIT:mm

No.	PART NUMBER	L *1 (μH)	Turns NPRI1:NPRI2:NSEC	DCR (mΩ)max.			ET (VuS)	Leakage Inductance*2 (uH) MAX	Dimensions & Footprint
				PRI	PRI 2	SEC			
1	ETP-SERI2518-224	65	2 : 2 : 4	1.5	1.5	3.5	119	0.15	A
2	ETP-SERI2518-334	145	3 : 3 : 4	3.0	3.0	3.5	178	0.25	B
3	ETP-SERI2518-444	260	4 : 4 : 4	5.0	5.0	3.5	238	0.40	A
4	ETP-SERI2518-554	410	5 : 5 : 4	6.0	6.0	3.5	297	0.65	A
5	ETP-SERI2518-223	65	2 : 2 : 3	1.5	1.5	3.5	119	0.15	C
6	ETP-SERI2518-333	145	3 : 3 : 3	3.0	3.0	3.0	178	0.25	D
7	ETP-SERI2518-443	260	4 : 4 : 3	5.0	5.0	3.0	238	0.40	C
8	ETP-SERI2518-553	410	5 : 5 : 3	6.0	6.0	3.0	297	0.80	C
9	ETP-SERI2518-222	65	2 : 2 : 2	1.5	1.5	1.2	119	0.15	A
10	ETP-SERI2518-332	143	3 : 3 : 2	3.0	3.0	1.2	178	0.25	B
11	*ETP-SERI2518-442	260	4 : 4 : 2	5.0	5.0	1.2	238	0.65	A
12	*ETP-SERI2518-552	410	5 : 5 : 2	6.0	6.0	1.2	297	1.00	A

*1 With primary windings tied in series

*2 With primary tied in series and all secondaries shorted

3. Inductance measuring condition: at 100 KHz, 100 mV

4. Operation temp: -40°C to +125°C

5. Storage temperature range -25°C to +100°C

6. Isolation voltage: 350VDC at 1 second;

* Isolation voltage: 2250VDC at 1 second.