

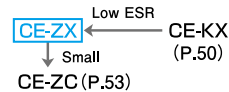
CE-ZX Series

Super Low ESR



NEW

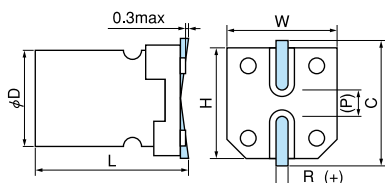
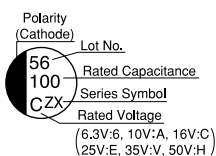
- 30 to 50% less ESR than CE-KX series at high frequencies.
- 105°C 2,000hours
- Solvent proof (within 2 minutes)



Specifications

Items	Condition	Specifications						
Rated voltage (V)	—	6.3	10	16	25	35	50	
Surge voltage (V)	Room temperature	8.0	12.5	20	32	44	63	
Category temperature range (°C)	—	-55 to +105						
Capacitance tolerance (%)	120Hz/20°C	M : ±20						
Dissipation Factor (tan δ)	tan δ (max) 120Hz/20°C	0.26	0.19	0.16	0.14	0.12	0.10	
Leakage current (LC)	µA/after 2minutes (max)	0.01CV						
Impedance ratio at low temperature	Based the value at 120Hz, +20°C	-40°C Z/Z _{20°C}	3	3	3	3	3	3
		-55°C Z/Z _{20°C}	4	4	4	3	3	3
Endurance	105°C, 2,000hours rated voltage applied (With the rated ripple current)	ΔC/C	Within ±30% of the initial value					
		tan δ	Less than 200% of the specified value					
		LC	Less than the specified value					

Marking, Dimensions



A pressure relief vent is provided for φD=8 or bigger

(P)reference size

(Unit : mm)

D ^{+0.5max}	L ^{±0.3}	W ^{±0.2}	H ^{±0.2}	C ^{±0.2}	R	P
6.3	6.0	6.6	6.6	7.3	0.5 to 0.8	2.2
6.3	7.7	6.6	6.6	7.3	0.5 to 0.8	2.2
8	10.5	8.3	8.3	9.0	0.7 to 1.0	3.2
10	10.5	10.3	10.3	11.0	1.0 to 1.4	4.6
10	13.5 ^{±0.5}	10.3	10.3	11.0	1.0 to 1.4	4.6

Size, ESR, Rated Ripple Current

µF	6.3			10			16			25			35			50		
33										6.3x6.0	0.26	300	6.3x6.0	0.26	300			
47							6.3x6.0	0.26	300	6.3x6.0	0.26	300	6.3x6.0	0.26	300			
68							6.3x6.0	0.26	300	6.3x6.0	0.26	300	6.3x7.7	0.16	600			
100	6.3x6.0	0.26	300				6.3x6.0 ★1	0.26	300	6.3x7.7	0.16	600	6.3x7.7 ★1	0.16	600			
							6.3x7.7	0.16	600				8x10.5	0.08	850	8x10.5	0.18	670
150				6.3x6.0	0.26	300	6.3x7.7	0.16	600	8x10.5	0.08	850	8x10.5	0.08	850			
220	6.3x6.0	0.26	300	6.3x7.7	0.16	600	6.3x7.7	0.16	600	8x10.5	0.08	850	8x10.5	0.08	850	10x10.5	0.12	900
330	6.3x7.7	0.16	600	8x10.5	0.08	850	8x10.5	0.08	850	8x10.5	0.08	850	10x10.5	0.06	1190	10x13.5★2	0.10	900
390													10x10.5	0.08	850			
470	8x10.5	0.08	850	8x10.5	0.08	850	8x10.5	0.08	850	10x10.5	0.06	1190	10x13.5★2	0.06	1190			
560										10x10.5	0.08	850						
680				8x10.5	0.08	850	10x10.5	0.06	1190	10x13.5★2	0.06	1190						
820							10x10.5	0.08	850									
1000	8x10.5	0.08	850	10x10.5	0.06	1190	10x13.5★2	0.06	1190									
1200				10x10.5	0.08	850												
1500	10x10.5	0.06	1190	10x13.5★2	0.06	1190												
1800	10x10.5	0.08	850															

Please refer to page 15 for ripple current frequency coefficients.

★1 ZXS ★2 ZXC

Case size: φDxL (mm)

Rated ripple current
mA_{rms}(100kHz, 105°C)

ESR(Ω)
max at 100kHz, 20°C

Part number

