

The outline specification of Ozonizer module

1. Specification

1.1 Operating condition

- (1) Operating temperature -10°C to +50°C
- (2) Operating humidity 20%RH~80%RH no dew deposit

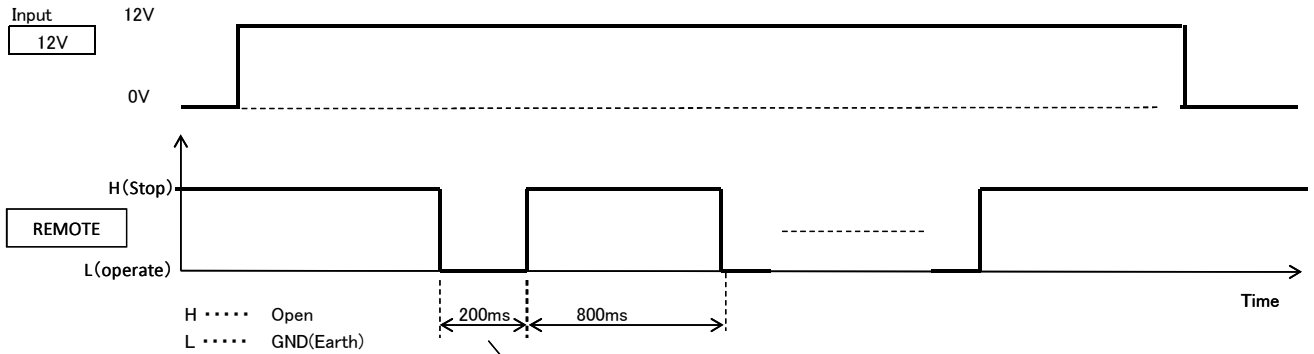
1.2 Input

- (1) Rated input Voltage DC +12.0V
- (2) Input Voltage range DC +10.8 ~ +13.2V
- (3) Max. input current 350mAmax

1.3 Operation — * ozonizer module need remote signal input from set control circuit.

- (1) Condition
 - Ozonizer module will generate ozone by remote signal "Low (0V)".
 - In case of fig-1, ozone will be generated in 200ms and stopped in 800ms.
 - Ozone density will be able to control by remote signal duty.
 - MAX duty 30% L(operate) time should be more than 200ms.
 - Cycle time (L+H) should be less than 60s.

fig-1 REM signal



1.4. Ozone generating ability (reference value)

2.5mg/H * 30% Duty

In this period, Ozone will be generated.

1.5. Abnormal protection

Ozonizer module will stop to work if input current will be over 350mA.
Please stop input 12V first, then restart.

2. Connector Function

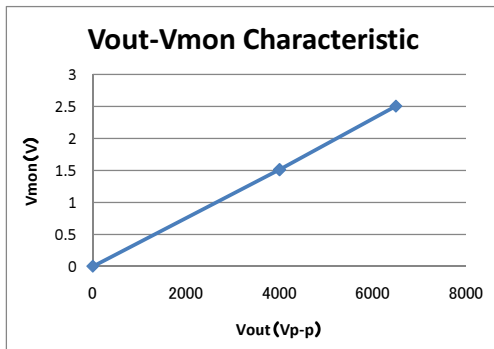
2.1 Input connector of power supply

Connector: B04B-XASK-1-A (JST)

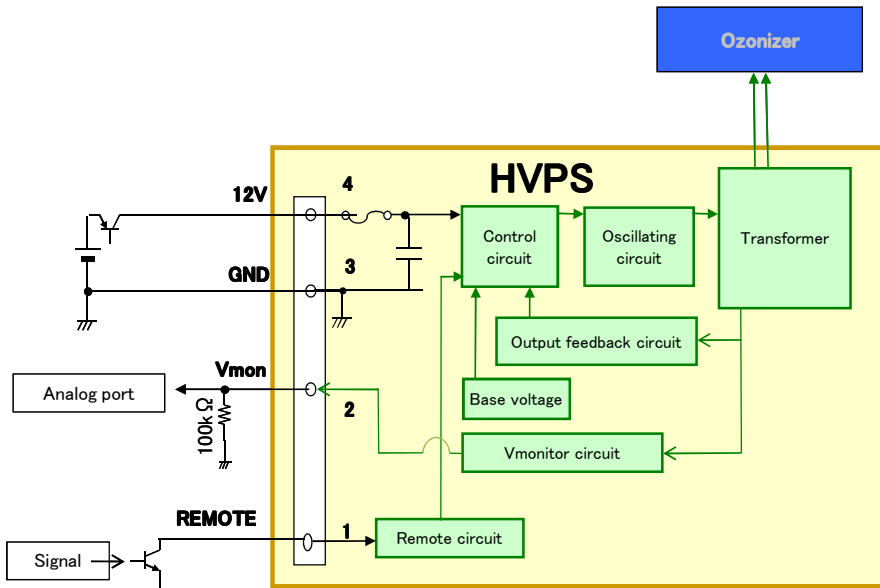
No.	Signal	Function
1	REMOTE	Remote terminal for On/Off
2	Vmon	Monitoring terminal for Outout voltage
3	GND	GND (earth)
4	Vin	Input

2.3 Voltage monitor control * ozonizer module need Vmon check from set control circuit.

Output voltage can be monitored by Vmon terminal.
When remote signal is on, 2.5V±0.35V will output.



2.4 Block diagrams



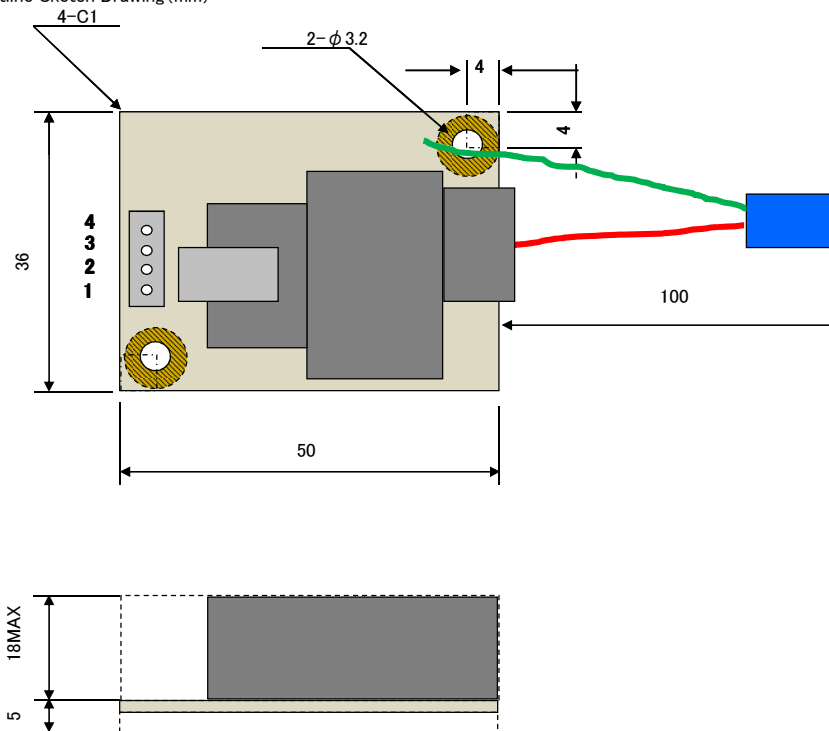
*Required Transistor character

L (On) The saturated voltage is less than 1.0V. The sink current is more than 10mA.

H (Off) The withstand voltage is more than 13.2V. The leakage current is less than 100 μ A.

3.Drawing

● Outline Sketch Drawing (mm)



Zwingenstrasse 6-8, A-2380 Perchtoldsdorf

Tel. Vienna +43/(0)1/86 305 - 5000

Fax Vienna +43/(0)1/86 305 - 98

e-mail: office@codico.com

www.codico.com