



RXH 40A – 50B Series Datasheet

High Power Wirewound Resistors | Aluminium Alloy Housed

ORDERING CODE - Example

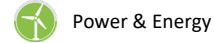
New SAP Part Nr.:

RXH	40A	J	B	-	AX-	1R5	AA
Serie	Power rating	Tol.	Pack-Code	TCR	Forming type	R Value	Special
	40A = 40[W] 50A = 50[W] 60A = 60 [W] 65A = 65[W] 80A = 80[W] 10B = 100[W] 12B = 120[W] 15B = 150[W] 20B = 200[W] 30B = 300[W] 40B = 400[W] 50B = 500[W]	J = ±5% K = ±10%	B = Bulk	- Base on spec.	AX=Axial Forming		AA = Standard

Historical VTM Part Nr.:

RXLG40	5	B	1R5
Type	Tol.	Pack-Code	R Value

APPLICATIONS



Power & Energy

FEATURES

Other Ohmic values available upon request

Heat and mechanical shock protected

Aluminium house brake resistor

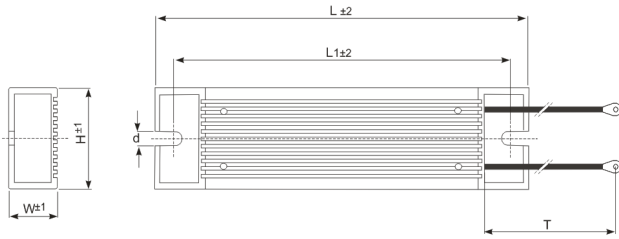
RoHS & REACH Compliant

ELECTRICAL SPECIFICATIONS

Type		RXH40A	RXH50A	RXH60A	RXH65A	RXH80A	RXH10B	RXH12B	RXH15B	RXH20B	RXH30B	RXH40B	RXH50B
Historical part number		RXLG40	RXLG50	RXLG60	RXLG65	RXLG80	RXLG100	RXLG120	RXLG150	RXLG200	RXLG300	RXLG400	RXLG500
Nominal Power Rating P ₂₅	[W]	40	50	60	65	80	100	120	150	200	300	400	500
Resistance Value	[Ω]	Min	R5										
		Max	200R	300R	430R	400R	910R	1K	1K2	1K5	2K4	2K7	3K9
Tolerances	±[%]	5 (J), 10 (K)											
Temperature Coefficient	±[10 ⁻⁶ K ⁻¹]	±260											
Working Temperature Range	[°C]	-40 ... +300											
Dielectric Withstanding Voltage IEC115-1 clause 4.7 (50[Hz/1minute], ≤1mA, 2000V)	[V] _{RMS}	2000											
Maximum Working Voltage		$\sqrt{P_{70} \times R}$											

RXH 40A – 50B Series Datasheet

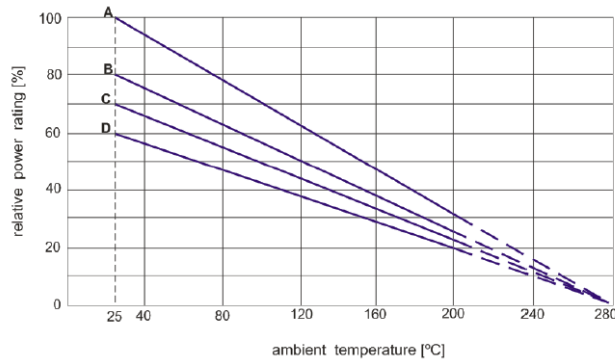
DIMENSIONS [mm]



Type	Historical P/N:	L	L ₁	H	W	T	d
RXH40A	RXLG40	95	84	40	20	160 ⁺³⁰	4,2
RXH50A	RXLH50	118	100	40	20		
RXH60A	RXLG60	115	98	40	20		
RXH65A	RXLG65	150	134	40	20		
RXH80A	RXLG80	140	123	40	20	300 ⁺¹⁰	5,6
RXH10B	RXLG100	165	148	40	20		
RXH12B	RXLG120	190	173	40	20		
RXH15B	RXLG150	215	198	40	20		
RXH20B	RXLG200	165	147	60	30		
RXH30B	RXLG300	215	197	60	30		
RXH40B	RXLG400	265	247	60	30		
RXH50B	RXLG500	335	317	60	30		

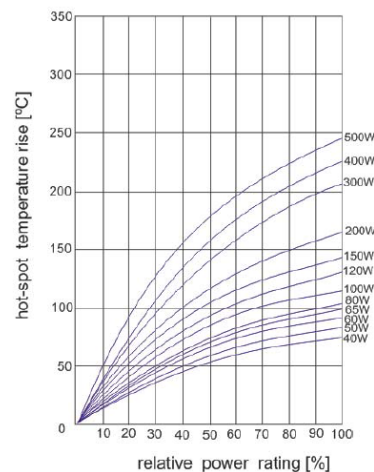
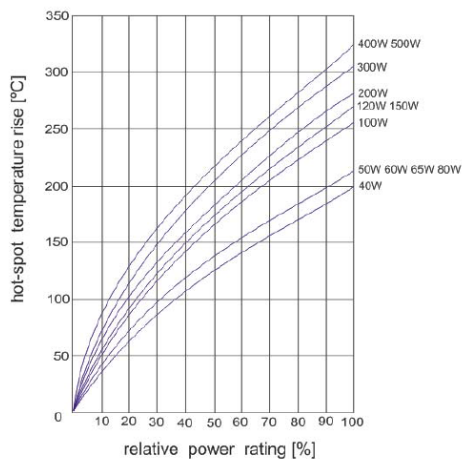
ELECTRICAL CHARACTERISTICS

Derating Curve



Note: **A** heat – sink 200x200x3mm (40W ... 150W) - heat – sink 400x400x3mm (200W ... 500W)
B without heat – sink (40W ... 150W)
C without heat – sink (200W , 300W)
D without heat – sink (400W , 500W)

Temperature Rise Curve



RXH 40A – 50B Series Datasheet

PERFORMANCE DATA

Type		RXH40A	RXH50A	RXH60A	RXH65A	RXH80A	RXH10B	RXH12B	RXH15B	RXH20B	RXH30B	RXH40B	RXH50B
Historical part number		RXLG40	RXLG50	RXLG60	RXLG65	RXLG80	RXLG100	RXLG120	RXLG150	RXLG200	RXLG300	RXLG400	RXLG500
Failure Rate	$[10^{-9} \text{ h}^{-1}]$	appr. 10 depends on value											
Endurance <i>IEC60115-1 clause 4.25 (P_{70}, @ 70[°C], 500[h]), 1,5[h]ON; 0,5[h]OFF)</i>	±[%]	5,0											
Damp Heat, Steady State <i>IEC60115-1 clause 4.24; IEC60068-2-78 (40[°C], 93[% r.h.], 56[d])</i>	±[%]	5,0											
Thermal Shock <i>Rated power dissipation voltage for 30[min.] 40³[°C], 8~12[sec.], after 15 [min.]</i>	±[%]	2,0											
Terminal tensile strength	[N]	50											
Marking <i>IEC60062</i>		Print in clear											

PACKAGING

The standard packaging is bulk, info below.

Type	Historical P/N:	Pack Code	SPQ
RXH40A	RXLG40	B = Bulk	1
RXH50A	RXLH50		
RXH60A	RXLG60		
RXH65A	RXLG65		
RXH80A	RXLG80		
RXH10B	RXLG100		
RXH12B	RXLG120		
RXH15B	RXLG150		
RXH20B	RXLG200		
RXH30B	RXLG300		
RXH40B	RXLG400		
RXH50B	RXLG500		