

Features

Regulated Converters

- Universal Input 85-264VAC
- 1W PCB Mount Package
- <250mW No Load Power Consumption
- -25°C to +80°C Operating Temperature
- Continuous SCP, OPP, OCP
- EN60335, UL & CE Pending, EN/IEC60950 & IEC/EN62368 Certified



RAC02-GA

2 Watt



Single Output
EMC Class A

Description


The RAC02-GA series are low cost AC/DC power supplies, ideal for PCB mounted, compact, board level industrial power supplies. They feature universal AC input voltage range, regulated and short-circuit-proof isolated DC outputs, low standby power consumption and -25°C to +80°C operating temperature range. The RAC02-GA have a built-in Class A / FCC Part 15 EMC filter, are pending to EN60335, EN60950 and EN62368 safety standards and come with a three year warranty.

Selection Guide

Part Number	nom. Input Voltage Range [VAC]	Output Voltage [VDC]	Output Current [mA]	Efficiency typ. [%]	Max. Capacitive Load ⁽¹⁾ [µF]
RAC02-05SGA	100-240	5	400	69	500
RAC02-12SGA	100-240	12	167	72	200

Notes:

Note1: measured with all input voltages at 25°C with constant resistant mode at full load.



Specifications (measured @ ta= 25°C, nominal input voltage (115/230VAC), full load and after warm-up)

BASIC CHARACTERISTICS					
Parameter	Condition		Min.	Typ.	Max.
Internal Input Filter	Pi-Type				
Input Voltage Range ⁽²⁾			85VAC	230VAC	264VAC
Input Current	115VAC 230VAC				50mA 30mA
Inrush Current	cold start at 25°C	115VAC 230VAC			30A 40A
No load Power Consumption				180mW	250mW
Input Frequency Range	AC Input		47Hz	50Hz	63Hz
Start-up Time	115VAC 230VAC			250ms 200ms	2s 2s
Hold-up time	115VAC 230VAC				18ms 80ms
Minimum Load			0%		
Internal Operating Frequency	100% load at nominal Vin			65kHz	
Output Ripple and Noise	5Vout	0 °C ... 80°C -25°C ... 0°C			100mVp-p 200mVp-p
	12Vout	0 °C ... 80°C -25°C ... 0°C			200mVp-p 300mVp-p
Power Factor	115VAC			0.55	
	230VAC			0.42	

Notes:

Note2: no proper operation with DC Input Voltage.

continued on next page



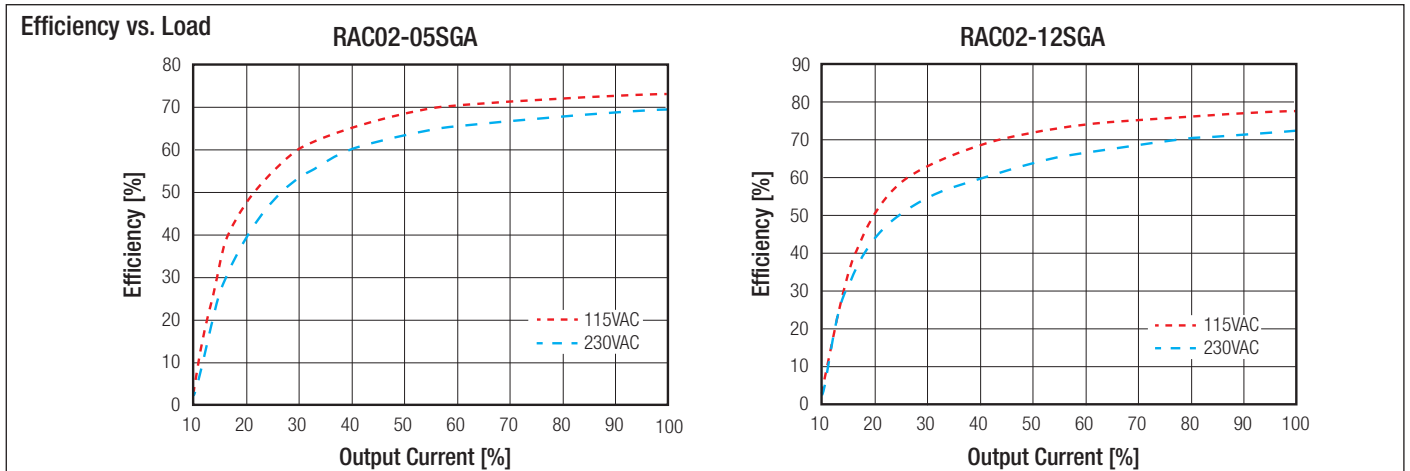
UL60950-1 Pending
IEC/EN60950-1 Certified
UL62368-1 Pending
IEC/EN62368-1 Certified
IEC60335 Pending



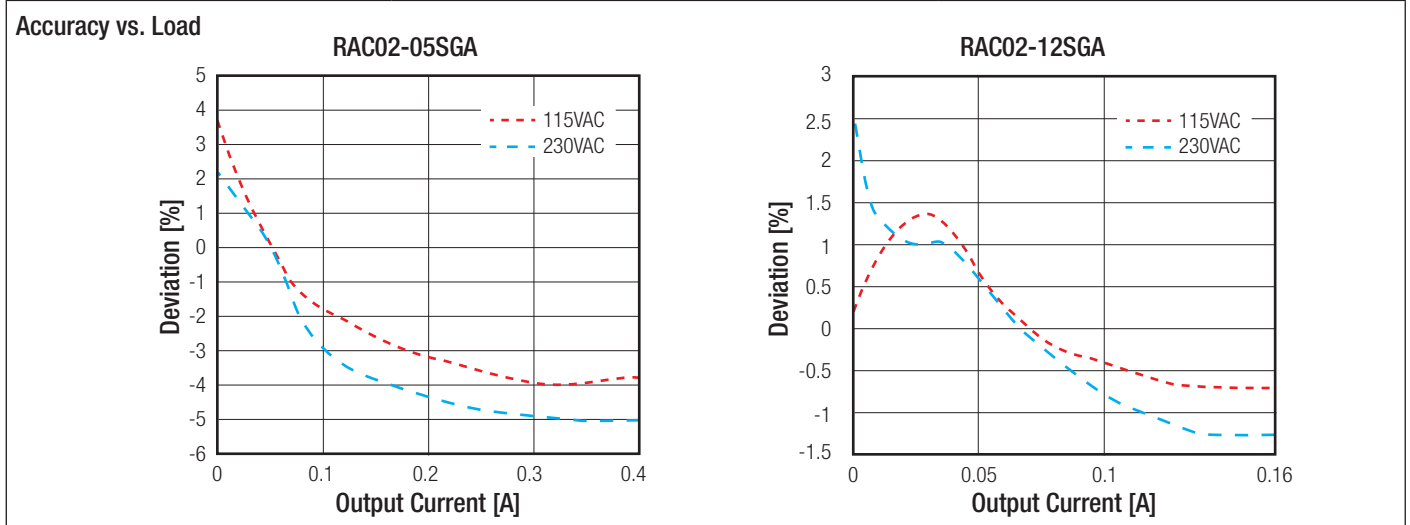
CODICO GmbH
Zwingenstraße 6-8, 2380 Perchtoldsdorf, Austria
Telefon: +43 1 86 305-0, Fax: +43 1 86 305-5000
e-mail: office@codico.com, www.codico.com
FN 436940i, Landesgericht Wr. Neustadt

Zertifiziert nach ISO 9001:2008

Specifications (measured @ $t_a = 25^\circ\text{C}$, nominal input voltage (115/230VAC), full load and after warm-up)



REGULATIONS			
Parameter	Condition		Value
Output Accuracy	-25°C to +80°C		±6.0% max.
Line Regulation	-25°C to +80°C		±2.0% max.
Load Regulation	-25°C to +80°C		±6.0% max.



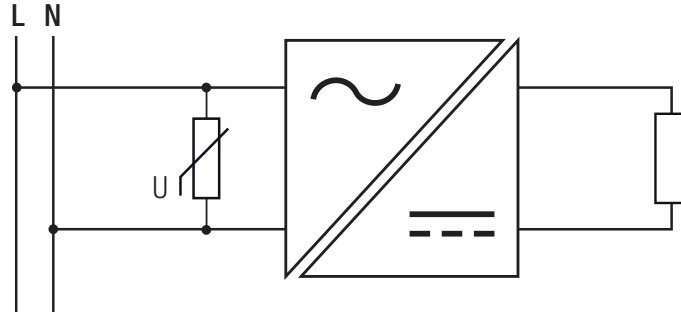
PROTECTIONS			
Parameter	Type		Value
Input Fuse	internal		10Ω/1W
Short Circuit Protection (SCP)	below 100mW		continuous, auto recovery
Over Power Protection (OPP)			2.2W-6W, hiccup mode, auto recovery
Over Current Protection (OCP)	5Vout 12Vout		0.44A - 1.2A, hiccup mode 0.183A - 0.5A, hiccup mode
Over Voltage Category (OVC)			OVC II
Isolation Voltage	I/P to O/P	rated for 1min	3kVAC/10mA
Isolation Resistance			100MΩ min.
Insulation Grade			Double
Leakage Current	I/P to O/P		0.25mA max.

continued on next page

Specifications (measured @ $t_a = 25^\circ\text{C}$, nominal input voltage (115/230VAC), full load and after warm-up)

Notes:

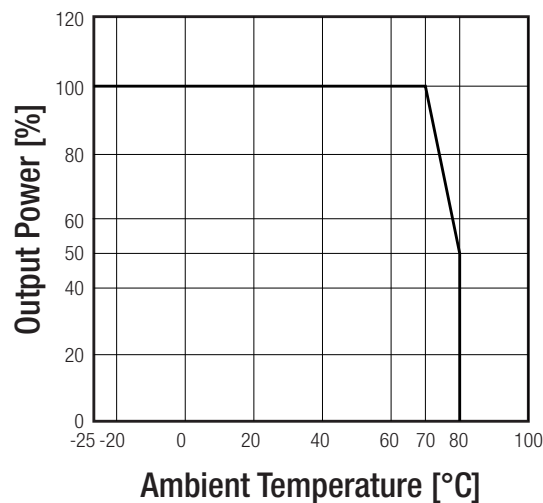
Note3: For operation at 230VAC, an external MOV is recommended. The Varistor should comply with IEC-61051-2. e.g. EPCOS S14 series



ENVIRONMENTAL		
Parameter	Condition	Value
Operating Temperature Range ⁽⁴⁾		-25°C to +70°C
Maximum Case Temperature		+120°C
Temperature Coefficient		±0.03%/°C
Operating Humidity	non-condensing	5% - 90% RH
Pollution Degree		PD2
Vibration		10-150Hz, 2G 10min./1cycle, period 60min. each along x,y,z axes
Shock		20G/11ms pulse, 3 times at each x, y, z axes
MTBF	according to MIL-HDBK-217F, G.B. +25°C +70°C	1691 x 10 ³ h 424 x 10 ³ h

Derating Graph

(@ Chamber and natural convection 0.1m/s)



Notes:

Note4: UL Report certified temperature range: -25°C to +70°C. According to RECOM internal qualification the device is rated up to +80°C with derating.

Specifications (measured @ $t_a = 25^\circ\text{C}$, nominal input voltage (115/230VAC), full load and after warm-up)

SAFETY AND CERTIFICATIONS (pending)

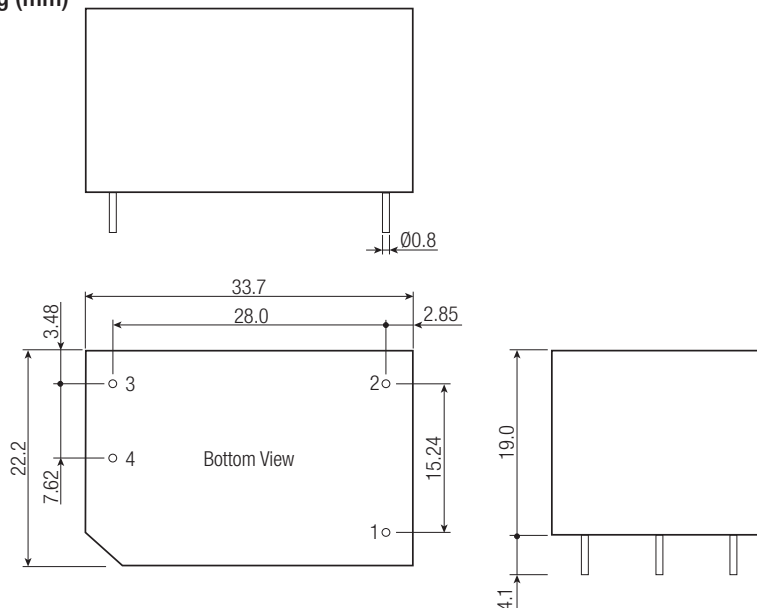
Certificate Type (Safety)	Report / File Number	Standard
Information Technology Equipment, General Requirements for Safety (CB)	16BAS1004811	IEC60950-1, 2nd Edition, 2005 + AM2, 2013 EN60950-1, 1st Edition, 2006 + AM2, 2013
Information Technology Equipment, General Requirements for Safety	pending	UL60950-1, 2nd Edition CAN/CSA C22.2 No. 60950-1-07, 2nd Edition
Audio/video, information and communication technology equipment. Safety requirements	pending	UL62368-1, 2nd Edition CAN/CSA C22.2 No 62368-1, 2nd Edition
Audio/video, information and communication technology equipment. Safety requirements	16BCS1004811	IEC62368-1, 2nd Edition, 2014 EN62368-1, 1st Edition, 2014
Household and similar electrical appliances - Safety. General requirements	pending	EN60335-1, 1st Edition, 2012 +AM11, 2014
RoHs 2+		RoHs 2011/65/EU + AM2015/863

EMC Compliance	Condition	Standard / Criterion
Information technology equipment - Radio disturbance characteristics - Limits and methods of measurement		EN55022, Class A
Limitations on the amount of electromagnetic interference allowed from digital and electronic devices		47 CFR FCC Part 15, Subpart B 2016, Class A & B
ESD Electrostatic discharge immunity test	Air $\pm 8\text{kV}$, Contact $\pm 4\text{kV}$	EN61000-4-2, Criteria A
Radiated, radio-frequency, electromagnetic field immunity test	3V/m	EN61000-4-3, Criteria A
Fast Transient and Burst Immunity	$\pm 1\text{kV}$	EN61000-4-4, Criteria B
Surge Immunity	$\pm 1\text{kV}$	EN61000-4-5, Criteria B
Immunity to conducted disturbances, induced by radio-frequency fields	3V	EN61000-4-6, Criteria A
Voltage Dips and Interruption	Voltage Dips >95%	EN61000-4-11, Criteria A
	Voltage Dips 30%	EN61000-4-11, Criteria B
	Voltage Interruptions >95%	EN61000-4-11, Criteria B

DIMENSION and PHYSICAL CHARACTERISTICS

Parameter	Type	Value
Material	Case PCB	black plastic, (UL94 V-0) FR4, (UL94 V-0)
Package Dimension (LxWxH)		33.7 x 22.2 x 19.0mm
Package Weight		12g typ.

Dimension Drawing (mm)



Pin Connections

Pin #	Single
1	VAC in (L)
2	VAC in (N)
3	-Vout
4	+Vout

Tolerance: xx.x= $\pm 0.5\text{mm}$
Pin width: $\pm 0.05\text{mm}$

Specifications (measured @ $t_a = 25^\circ\text{C}$, nominal input voltage (115/230VAC), full load and after warm-up)

PACKAGING INFORMATION		
Parameter	Type	Value
Packaging Dimension (LxWxH)	tube	470.0 x 36.4 x 26.4mm
Packaging Quantity		20pcs
Storage Temperature Range		-25°C to $+85^\circ\text{C}$
Storage Humidity	non-condensing	5% - 95% RH max.



CODICO GmbH

Zwingenstraße 6-8, 2380 Perchtoldsdorf, Austria
Telefon: +43 1 86 305-0, Fax: +43 1 86 305-5000
e-mail: office@codico.com, www.codico.com
FN 436940i, Landesgericht Wr. Neustadt

Zertifiziert nach ISO 9001:2008

The product information and specifications are subject to change without prior notice. RECOM products are not authorized for use in safety-critical applications (such as life support) without RECOM's explicit written consent. A safety-critical application is defined as an application where a failure of a RECOM product may reasonably be expected to endanger or cause loss of life, inflict bodily harm or damage property. The buyer shall indemnify and hold harmless RECOM, its affiliated companies and its representatives against any damage claims in connection with the unauthorized use of RECOM products in such safety-critical applications.