



## PCN / EOL Notification

**Product Change Notification Number: CC074701**

**Date\*:** November 26, 2007

**Title:** AT24C08A Clock Frequency Increase and Conversion to NiPdAu Plating for SOIC, TSSOP and ULTRA THIN MINI-MAP Packages

**Product Identification:**

All Wafers, Packages and Voltages of the AT24C08A, Industrial Temperature

**See Attachment A**

**Reason for Change:**

- |   |  |                                    |
|---|--|------------------------------------|
| <input checked="" type="checkbox"/> Design      | <input type="checkbox"/> Processing          | <input type="checkbox"/> Logistics |
| <input type="checkbox"/> Manufacturing Location | <input type="checkbox"/> Quality/Reliability | <input type="checkbox"/> Material  |

**Change Description:**

Atmel has optimized the layout of the AT24C08A devices and increased clock frequency up to 1MHz. The new devices are pin-to-pin and backward compatible with the current AT24C08A devices.

NEW catalogue part numbers will be created: The AT24C08A will now be AT24C08B. In an effort to streamline our product offering, the AT24C08B will be offered with one marking scheme, 1.8V, and will operate in voltage range from 1.8V to 5.5V.

To accommodate the growing movement to Lead-Free products, the AT24C08B will ONLY be available in Pb-Free / Halogen-Free (Green), and RoHS compliant packaging. The 8-SOIC, 8-TSSOP and 8-ULTRA THIN MINI-MAP packages with NiPdAu lead finish will be designated by "H" in the catalogue part number. The 8-PDIP, 5-SOT23 and dBGA2 will continue to be produced with the Matte Tin lead finish and will be designated by "U" in the catalogue part number. Please refer to "Attachment A" for the complete cross reference table.

Note: Please refer to the datasheet for parametric specifications.

**New physical part marking scheme:**

**AT24C08B**

**8 - SOIC**

TOP MARK	Seal Year	Y = SEAL YEAR	WW = SEAL WEEK
	Seal Week	6: 2006    0: 2010	02 = Week 2
		7: 2007    1: 2011	04 = Week 4
---   ---   ---   ---   ---   ---   ---   ---		8: 2008    2: 2012	:: : :::: :
A  T  M  L  H  Y  W  W		9: 2009    3: 2013	:: : :::: ::
---   ---   ---   ---   ---   ---   ---   ---			50 = Week 50
0  8  B      1			52 = Week 52
---   ---   ---   ---   ---   ---   ---   ---			
*    Lot Number		Lot Number to Use ALL Characters in Marking	
---   ---   ---   ---   ---   ---   ---   ---			
		<b>BOTTOM MARK</b>	
Pin 1 Indicator (Dot)		No Bottom Mark	

**8-TSSOP**

**TOP MARK**

```

Pin 1 Indicator (Dot)
|
|---|---|---|---|
*  H  Y  W  W
|---|---|---|---|
0  8  B      1
|---|---|---|---|

```

```

Y = SEAL YEAR      WW = SEAL WEEK
6: 2006   0: 2010   02 = Week 2
7: 2007   1: 2011   04 = Week 4
8: 2008   2: 2012   :: : :::: :
9: 2009   3: 2013   :: : :::: ::
                    50 = Week 50
                    52 = Week 52

```

**BOTTOM MARK**

```

|---|---|---|---|---|---|---|
P  H
|---|---|---|---|---|---|---|
A  A  A  A  A  A  A
|---|---|---|---|---|---|---|
<- Pin 1 Indicator

```

**8-Ultra Thin Mini MAP**

**TOP MARK**

```

|---|---|---|
0  8  B
|---|---|---|
H  1
|---|---|---|
Y  X  X
|---|---|---|
*
|
Pin 1 Indicator (Dot)

```

```

Y = YEAR OF ASSEMBLY

XX = ATMEL LOT NUMBER TO COORESPOND WITH
NSEB TRACE CODE LOG BOOK.
(e.g. XX = AA, AB, AC, ...AX, AY, AZ)

```

```

Y = SEAL YEAR
6: 2006   0: 2010
7: 2007   1: 2011
8: 2008   2: 2012
9: 2009   3: 2013

```

**8-PDIP**

**TOP MARK**

```

Seal Year
| Seal Week
| | |
|---|---|---|---|---|---|---|
A  T  M  L  U  Y  W  W
|---|---|---|---|---|---|---|---|
0  8  B      1
|---|---|---|---|---|---|---|---|
*  Lot Number
|---|---|---|---|---|---|---|---|
|
Pin 1 Indicator (Dot)

```

```

Y = SEAL YEAR      WW = SEAL WEEK
6: 2006   0: 2010   02 = Week 2
7: 2007   1: 2011   04 = Week 4
8: 2008   2: 2012   :: : :::: :
9: 2009   3: 2013   :: : :::: ::
                    50 = Week 50
                    52 = Week 52

```

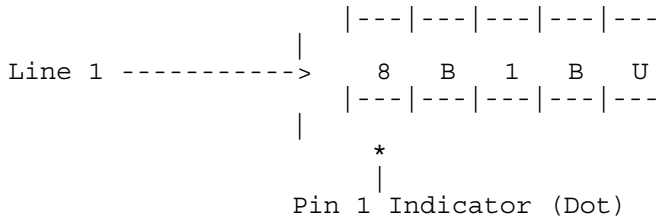
Lot Number to Use ALL Characters in Marking

**BOTTOM MARK**

No Bottom Mark

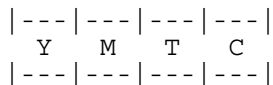
**SOT23**

TOP MARK



XX = Device  
 V = Voltage Indicator  
 W = Write Protect Feature  
 U = Material Set

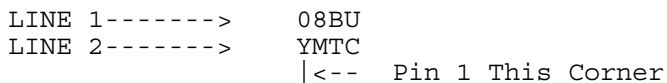
BOTTOM MARK



Y = One Digit Year Code  
 M = Seal Month  
 (Use Alpha Designator A-L)  
 TC = Trace Code

**dBGA2**

TOP MARK



XXX = Device  
 U = Material Set  
 Y = One Digit Year Code  
 M = Seal Month (Use Alpha Designator A-L)  
 TC = Trace Code

**Identification Method to Distinguish Change:**

A NEW catalogue part number will be created for the optimized layout: The AT24C08A will now be AT24C08B.

**Qualification Data:**       available                       will be available in JAN-08                       not applicable  
**Samples:**                       available                       will be available in DEC-07                       not applicable

**Quantifiable Impact on Quality & Reliability:**

The new devices utilize the same 0.35u process technology and are a form, fit and functional equivalent of the current devices, which meet all data book specifications. Please refer to the datasheet for parametric specifications.

**Proposed First Ship Date:**                      February 24, 2008  
**Last Time Buy Date:**                              May 19, 2008  
**Last Ship Date:**                                      November 19, 2008

\* All orders placed after the notification date are **non-cancellable** and **non-returnable (NCNR)**.

**Atmel Contact:**                      [pcnadm@atmel.com](mailto:pcnadm@atmel.com)

Atmel will deem this change accepted unless specific conditions of acceptance are provided in writing within 30 days from the date of this notice. All correspondence must be sent to the Quality Contact e-mail address listed above.

Information provided herein is in connection with Atmel products. No license, express or implied, by estoppel or otherwise, to any intellectual property rights is granted by this document. Except as provided in Atmel's Terms and Conditions of Sale for such products, Atmel assumes no liability whatsoever, and Atmel disclaims any express or implied warranty, including liability or warranties relating to fitness for a particular purpose, merchantability, or non-infringement of any patent, copyright or other intellectual property right. Atmel products are not intended for use in a product or system intended to support or sustain life which, if it fails, can be reasonably expected to result in significant personal injury. Atmel may make changes to specifications and product descriptions at any time, without notice.

## Attachment A

Current Part Number	Replacement Part Number
AT24C08A-10PU-1.8	AT24C08B-PU
AT24C08A-10PU-2.7	AT24C08B-PU
AT24C08A-10TSU-1.8 SL383 (T&R)	AT24C08B-TSU-T (5k per reel)
AT24C08A-10TU-1.8 BULK	AT24C08B-TH-B
AT24C08A-10TU-1.8 SL383 (T&R)	AT24C08B-TH-T (5k per reel)
AT24C08A-10TU-2.7 BULK	AT24C08B-TH-B
AT24C08A-10TU-2.7 SL383 (T&R)	AT24C08B-TH-T (5k per reel)
AT24C08A-W1.8-11	AT24C08B-W-11
AT24C08A-W2.7-11	AT24C08B-W-11
AT24C08AN-10SU-1.8 BULK	AT24C08BN-SH-B
AT24C08AN-10SU-1.8 SL383 (T&R)	AT24C08BN-SH-T (4k per reel)
AT24C08AN-10SU-2.7 BULK	AT24C08BN-SH-B
AT24C08AN-10SU-2.7 SL383 (T&R)	AT24C08BN-SH-T (4k per reel)
	AT24C08BU3-UU-T (5k per reel)
AT24C08AU2-10UU-1.8 SL383 (T&R)	*Recommend dBGA2 (U3) for replacement (not a direct replacement)
	AT24C08BY6-YH-T (5k per reel)
AT24C08AY1-10YU-1.8 SL383 (T&R)	*Recommend Ultra Thin Mini MAP (Y6) for replacement (not a direct replacement)
	AT24C08BY6-YH-T (5k per reel)
AT24C08AY5-10YU-1.8 SL383 (T&R)	*Recommend Ultra Thin Mini MAP (Y6) for replacement (not a direct replacement)
AT24C08AY6-10YH-1.8 SL383 (T&R)	AT24C08BY6-YH-T (5k per reel)

**Note:** This PCN also applies to CAN part numbers that are not listed in the above table.