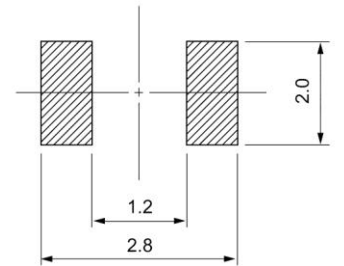
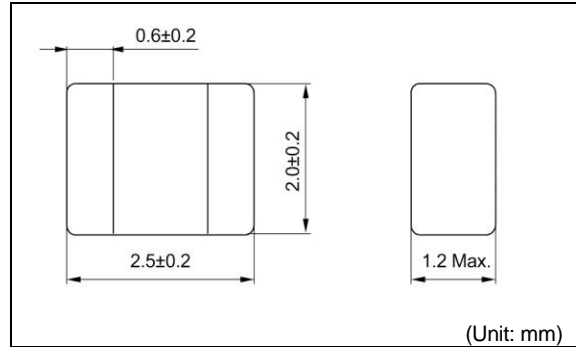
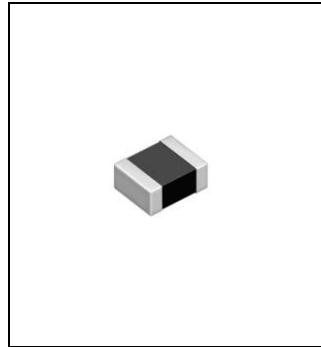


**DFE252012F**

Inductance Range: 0.33~10μH



Recommended patterns  
推奨パターン図



**FEATURES 特長**

- Miniature size: 2520 footprint (2.5mm×2.0mm) and low profile(1.2mm Max. height)
- The use of magnetic iron powder ensure capability for large current.
- The use of Flat wire for Low DC resistance.
- Magnetically shielded, low audible core noise.
- Reflow solderable.
- Operating temperature : -40~+125°C
- 小型薄型構造 (2.5 x 2.0mm角、高さ1.2mm Max.)
- 磁性材に鉄系磁性粉を用いた大電流対応
- 平角線採用による低直流抵抗
- 閉磁路構造、低コア鳴きノイズ
- リフロはんだ対応
- 動作温度範囲：-40~+125°C

**STANDARD PART NUMBERS 標準品一覧**

**TYPE DFE252012F (Quantity/reel; 3,000 PCS)**

品番	インダクタンス <sup>(1)</sup>	許容差	測定周波数	直流抵抗 <sup>(2)</sup>	直流重畳許容電流 <sup>(3)</sup>	温度上昇許容電流 <sup>(4)</sup>
Part Number	Inductance <sup>(1)</sup> (μH)	Tolerance (%)	Test Frequency (MHz)	DC Resistance <sup>(2)</sup> (mΩ) Max. (Typ.)	Inductance Decrease Current <sup>(3)</sup> (A) Max. (Typ.) $\frac{\Delta L}{L} = 30\%$	Temperature Rise Current <sup>(4)</sup> $\Delta T = 40^\circ C$ (A) Max. (Typ.)
DFE252012F-R33M=P2	0.33	±20	1	19 (14)	7.6 (8.5)	5.1 (6.0)
DFE252012F-R47M=P2	0.47	±20	1	23 (17)	6.7 (7.4)	4.9 (5.8)
DFE252012F-R68M=P2	0.68	±20	1	31 (25)	5.4 (6.0)	3.9 (4.6)
DFE252012F-R82M=P2	0.82	±20	1	35 (29)	4.9 (5.4)	3.6 (4.2)
DFE252012F-1R0M=P2	1.0	±20	1	40 (33)	4.7 (5.3)	3.3 (3.9)
DFE252012F-1R5M=P2	1.5	±20	1	58 (48)	3.8 (4.3)	2.7 (3.2)
DFE252012F-2R2M=P2	2.2	±20	1	82 (68)	3.3 (3.6)	2.3 (2.7)
DFE252012F-3R3M=P2	3.3	±20	1	135 (110)	2.5 (2.8)	1.8 (2.1)
DFE252012F-4R7M=P2	4.7	±20	1	190 (160)	2.1 (2.4)	1.5 (1.8)
DFE252012F-6R8M=P2	6.8	±20	1	330 (270)	1.7 (1.9)	1.2 (1.4)
DFE252012F-8R2M=P2	8.2	±20	1	410 (340)	1.5 (1.7)	1.1 (1.3)
DFE252012F-100M=P2	10	±20	1	480 (400)	1.4 (1.6)	0.95 (1.1)

(1) Inductance is measured with a LCR meter 4284A (Agilent Technologies) or equivalent. Test frequency at 1MHz  
 (2) DC resistance is measured with 34420A (Agilent Technologies) or 3541(HIOKI). (Reference ambient temperature 20°C)  
 (3) Inductance Decrease Current based upon 30% inductance reduction from the initial value  
 (4) Temperature Rise Current based upon 40°C temperature rise. (Reference ambient temperature 20°C)

(1) インダクタンスはLCRメータ4284A (Agilent Technologies) または同等品により測定する。測定周波数は1MHz。  
 (2) 直流抵抗は測定器34420A (Agilent Technologies) または3541 (HIOKI) と同等品により測定する。(周囲温度20°C)  
 (3) 直流重畳許容電流：直流重畳電流を流した時インダクタンスの値が初期値より30%減少する直流電流値  
 (4) 温度上昇許容電流：コイルの温度が40°C上昇する値 (周囲温度20°Cを基準とする。)